



ST JOSEPH'S SR. SEC. SCHOOL

PANAPUR KARIYAT, BANGRA, MUZAFFARPUR

AFFILIATED TO CBSE NEW DELHI 10+2 LEVEL.



CLASS : Nursery

SUMMER VACATION HOLIDAY HOMEWORK

2026

ENGLISH


The teachers are trying to encourage the children to use simple words , phrases and sentences in school and at home like.



ALL ABOUT ME

- What is your name?
- How old are you?
- In which class do you read?
 - What is the name of your school?
 - What is the name of your teacher?
 - What is your father and mother name?
- May I come in ma'am?
- May I Drink water?
- May I go to the toilet?
- I m feeling hungry.
- Please give me a glass of water.
- Please trim my nails.
- Please tell me a story.
- I m feeling sleepy.

SUBJECT: ENGLISH
WORKSHEET NO. 1



Tracing Practice II

Directions: Trace the lines in each row.



○	○	○	○	○					
///	///	///	///	///	///	///	///		
\\	\\	\\	\\	\\	\\	\\	\\		



WORKSHEET NO. 4

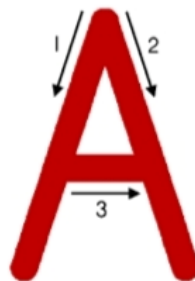
Color the picture



Ant



Alligator

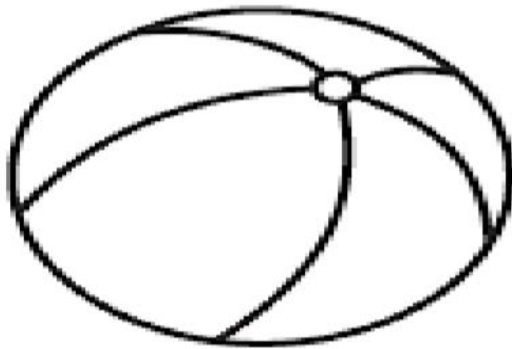


Trace the letter

MATHS

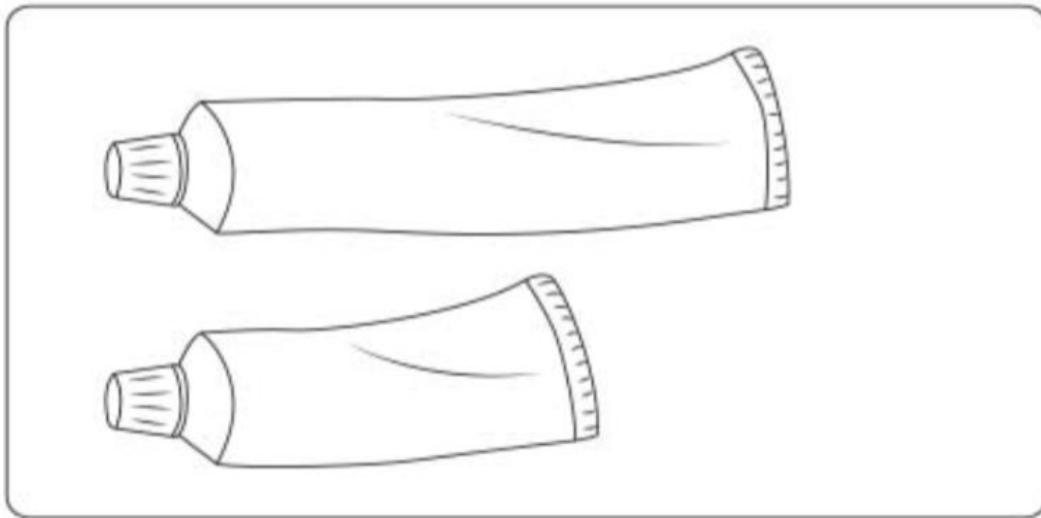
SUBJECT: MATHS
WORKSHEET NO. 1

Colour the big ball

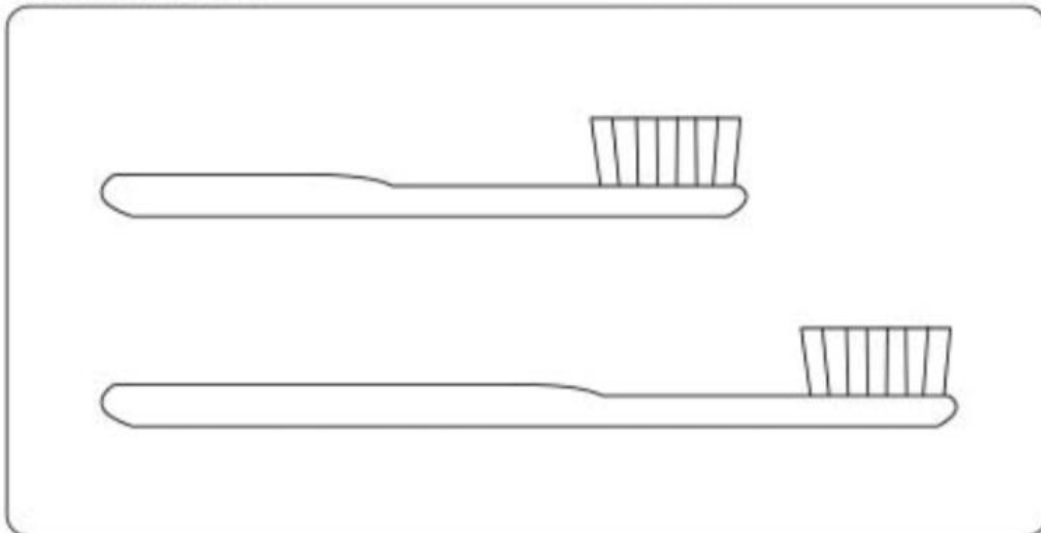


WORKSHEET NO. 2

Color the **short** toothpaste.



Color the **long** toothbrush.



ACTIVITIES:


Activity.1-

ENGLISH-Paste any two pictures related letter A on A4 sheet.

Activity:2


MATHS-Use your Creativity and make an object which is Square in shape and decorate it.

Such as:



Activity:3

EVS-Use your creativity and help your child to make any 1 Fruit of his/her choice on A4 size sheet & make him learn any 2 lines on it along with introduction.



Worksheet No.-3

Match the Same Objects



LET'S GO.....



Plan a trip or one-day trip.



Paste the photograph of your family on a Colourful A4 size sheet.



Paste the photographs of the places you visited.



Paste the photographs of the different things you saw there. *Help your child to make it beautiful.



Let your child watch any of the movie in the vacation.



1. 'CHARLIE AND THE CHOCOLATE FACTORY'.





HOLIDAY



Homework



2. NEMO



3. THE BABY'S DAY OUT



4. THE JUNGLE BOOK



NOTE- For worksheets take print out and make a beautiful folder as per your innovation.

BIG AND SMALL

- Match the big picture with the same small pictures.



BIGGEST

- Circle the biggest object in each row.





SMALLEST

- Circle the smallest object in each row .



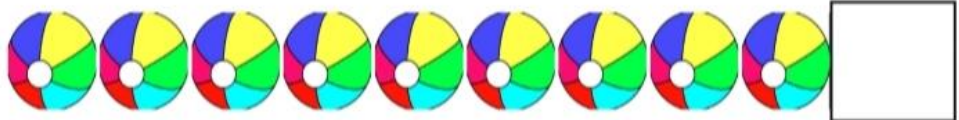

MISSING NUMBERS

Write the missing numbers.




NUMBER GAME

Count and Write.





ACTIVITY

Stick Bindis to make fruits of the trees.



Colour the pictures :



HINDI

रेखा खीचकर अक्षर को उचित चित्र से मिलाए।



अ

आ

इ


ई


उ

ऊ

ऋ

ए





मू

ह

च


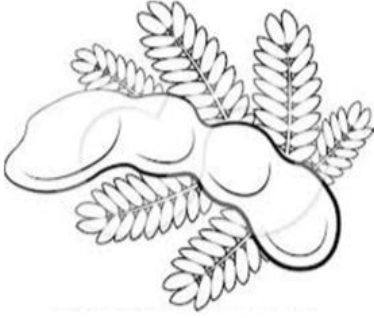

अ

आ

म

स्वर ज्ञान

चित्र देखकर सही स्वर लिखा तथा रंग भरो।



चित्र देखकर सही स्वर लिखा तथा रंग भरो।

